

Trip Report Kayak Yates Franklin Island June 2022

My wife and I planned a kayak trip in Georgian Bay, Ontario from Snug Harbour to Franklin Island. While we have plenty of experience canoe tripping and sail cruising, this was our first kayak trip. While obviously weather dependant, the high level plan was put-in/take-out at Snug Harbour, followed by three nights on Franklin island, including a circumnavigation.

Travel

Departure from Merrickville at 5:50am. At 7:50am, we did a quick pit stop at the Golden Lake Picnic Area. It is a really nice setup, with picnic tables, fire places, washrooms, a picnic shelter, and water access. At 9:45am we had a second pit stop at Erika's in Dwight for their butter tarts. They have 20 types of homemade butter tarts which are the perfect camping treat. They also make sandwiches and such to order; great for the road.

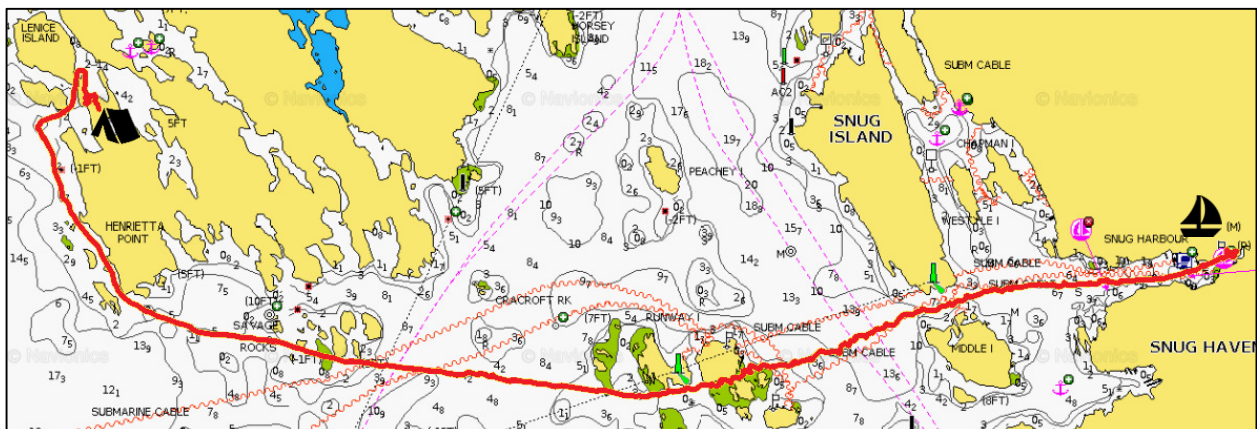


At 10:45am we arrived at White Squall Paddling for the kayak pickup, and 11:45am saw us back on the road. Finally at 12:10pm our journey was complete at the Snug Harbour Marina.

On our return journey we landed at Snug Harbour at 8:50am, and were packed up and on the road at 9:50am. This included dealing with a flat battery in the car, courtesy of an interior light switch getting knocked on by a kayak paddle. Many thanks to Snug Harbour Marina for the boost! We stopped in at the Trestle Brewing Company in Parry Sound for cold beer and a good lunch on the way home.

Day One

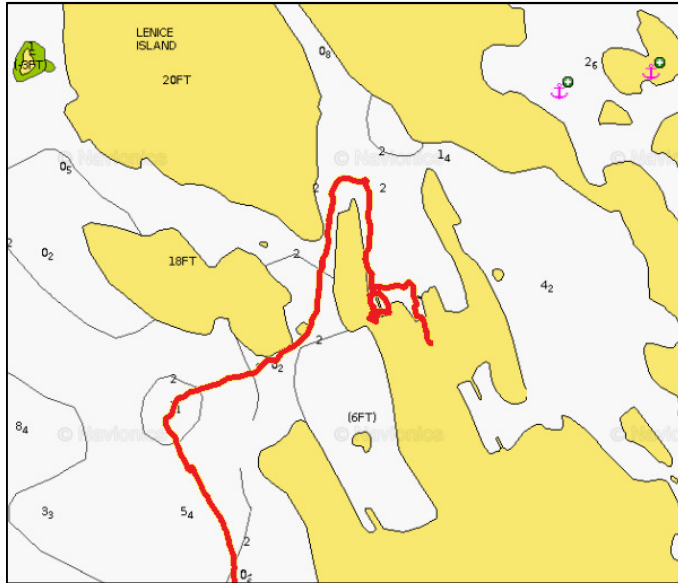
Packing a kayak for tripping was new to us. We had planned with plenty of small dry sacks, but it was definitely a case of push all the long narrow items, like poles and chairs, into the deep recesses of the bow and stern. Everything did fit, including a large battery, but the new roll-up table had to be left behind. We considered shipping it as deck cargo, but decided that looked too ungainly. The spare paddle, pump, chart, and VHF radio were clipped and stuffed under bungee cords on the deck. The bow bag from Cooke Custom Sewing hung nicely from the bungees into the cockpit. We were surprised by the lack of places to clip items in the cockpit.





Trip Report Kayak Yates Franklin Island June 2022

The winds were light, so it was an easy 1h 10m paddle over 2.8 NM to our planned campsite area. Had the waves been stronger, we would have sought a campsite on the east side of the island. But weather permitting, the west side has much nicer views over the bay. This particular inlet area actually has multiple campsites. All are good, but this one I think has the best views out over Georgian Bay. Sheltered area at lake level for the tent and such, and then a short climb to the lookout on rock.


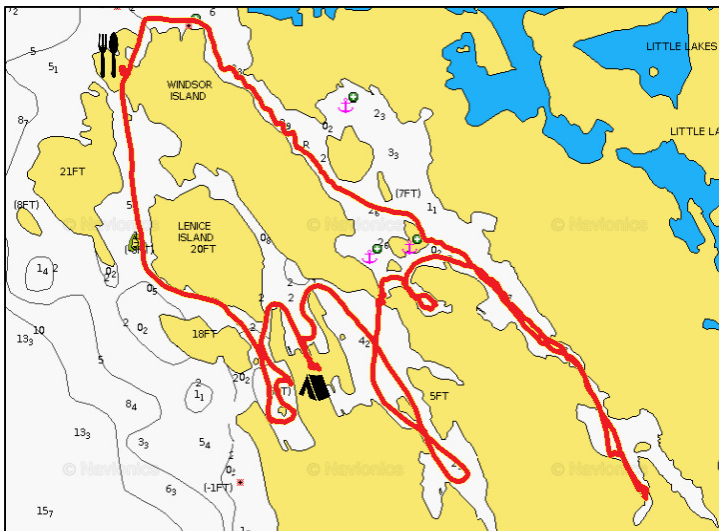


Trip Report Kayak Yates Franklin Island June 2022



Day Two

Leisurely day, with a 2.3 NM paddle around the bays, with a stop for lunch.



Trip Report Kayak Yates Franklin Island June 2022

It cooled off later in the day, so we retreated to the tent area, re-rigged the tarp as a wind break, and got a fire going. There was plenty of deadfall available.



Beautiful sunset over the horizon.



Day Three

Time for a change of campsite and a circumnavigation of the island. This was a total of 7 NM, with a paddling duration of 2h 35m. We averaged 2.9 knots for most of the journey.

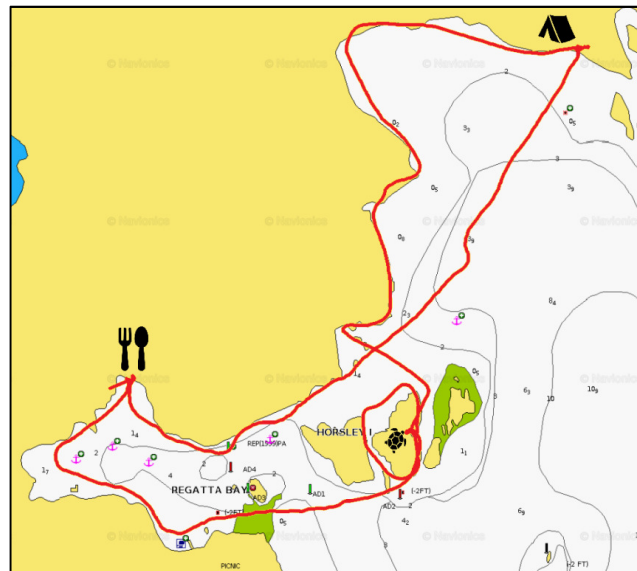
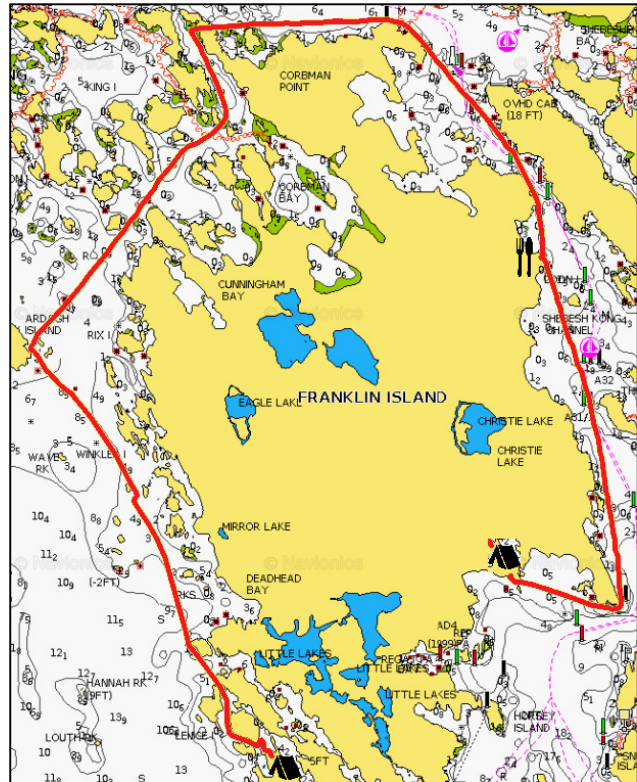


Trip Report Kayak Yates Franklin Island June 2022



After making camp, we paddled into Regatta Bay, a popular keel boat and motor cruiser anchorage, for lunch. This was reminiscing over a prior year dinghy cruise with one of my daughters. After lunch, on the return paddle, we had some fun circling the islets, and making friends with a fair sized turtle.

While relaxing with a beer, a snake slide up behind the chairs. Not sure who was more scared, me or the snake! We are guessing it was a Brown Water snake. It disappeared into a grove in the centre of the peninsula. No tent in there!



Trip Report Kayak Yates Franklin Island June 2022

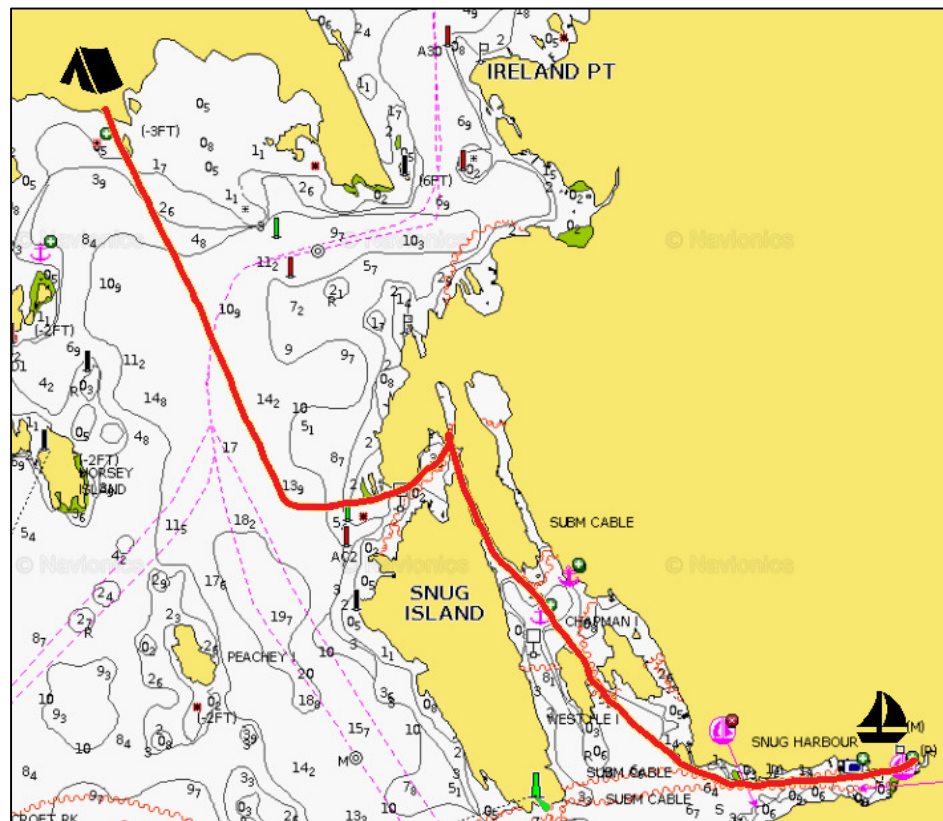
Day Four

Early morning coffee.



Then packed up and on the water for 8:10am. Winding our way through the back channels, checking out all the cottages, brought us into Snug Harbour Marina 40 minutes later, after a paddle of 1.8 NM. Nice calm water, with no indication of the 25 knot winds and 6' waves forecast for the next day.

For future planning, our kayak over-the-water speed, with no effort, was 2.5 to 2.9 knots.



Trip Report Kayak Yates Franklin Island June 2022

Tarp

We use a 15' x 15' Sil Nylon tarp from Cooke Custom Sewing (<https://www.shop.cookecustomsewing.com/>). This piece of kit is absolutely indestructible.



Meals

All meals are pre-packaged in Ziploc bags. Generally we strive for single pot meals, with no frying. The aim being to reduce both the preparation and cleanup time. While Georgian Bay water is fine to drink, we purify with a 2 drops of bleach per litre for good luck. Cooking is performed on a Svea white gas stove. The little containers of paté from Europe were a great new find!



Weather Forecast

The island is within mobile range, and as such, updated terrestrial and marine weather forecasts were easily obtainable with a mobile telephone. As we carry a marine VHF handheld radio, the forecasts were also available on channel 23B, the coast guard continuous marine broadcast. Unlike when dinghy cruising, we did not keep a radio watch on channel 16. Our assumption was that in the event of a squall warning, we would be close to shore, and nothing really we could do differently.

Trip Report Kayak Yates Franklin Island June 2022

Gilly's Snug Harbour Marina

<https://www.gillyssnugharbour.com/>

This is the best jumping off point for Franklin Island. The owner is extremely friendly, and more than happy to help in any way. The boat launch is good for both kayaks and dinghies. There is plenty of parking available. The owner did the hero thing the day before we arrived, rescuing a pair of canoeists who had overturned half way to Franklin Island, and had been in the cold Georgian Bay waters for 45 minutes.



Parking is at \$12/day + HST. With the parking comes complimentary use of the boat launch. Do not try and get away with parking on the road or in the "residents only" spaces. That will gain you a very quick \$90 ticket from the township.

They also have an absolutely amazing restaurant. The local fresh fish (Pickeral/Perch/etc) and chips were superb, and this is coming from folk who have eaten plenty in England. It is worth a visit just for the food. Naturally nice cold beer and ice cream too. Fish and chips for two, including alcoholic drinks and tip came to \$90 including tax.

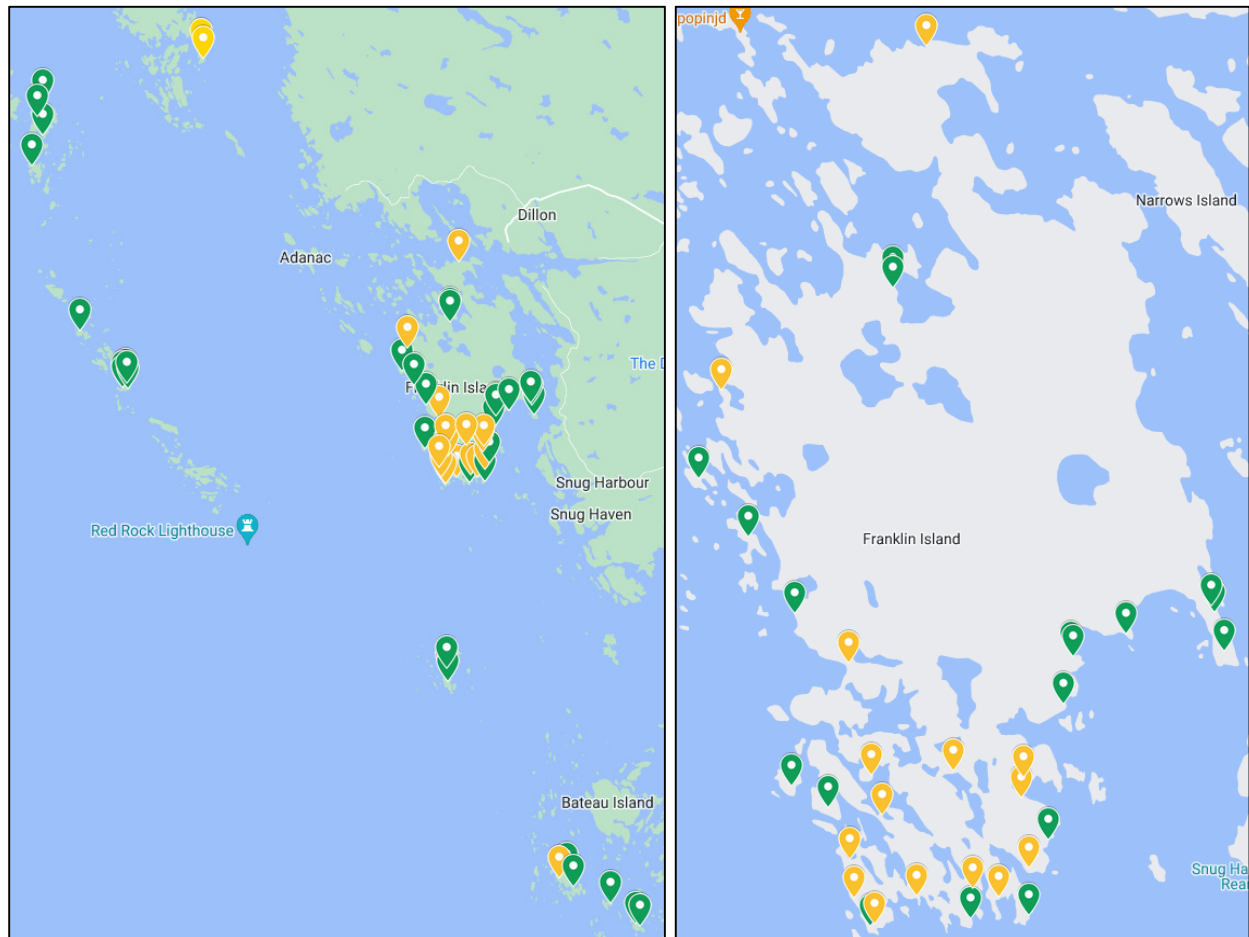


Trip Report Kayak Yates Franklin Island June 2022

Thunder Boxes

<https://www.whitesquall.com/outer-islands-project/>

The White Squall Paddling Centre is the driving force behind conservation projects on the crown land islands in the area. Using mostly donations and volunteers, thunder boxes are installed and maintained on all the well-used camping locations. While they also collect and remove litter, in my wife's opinion, their most important work is the thunder boxes! Tax receipted donations via the Georgian Bay Biosphere are greatly appreciated.



Trip Report Kayak Yates Franklin Island June 2022

Kayak Rental

<https://www.whitesquall.com/>

Not owning either a tandem kayak, or any type of tripping kayak, we looked for a rental in the area of Snug Harbour. White Squall Paddling Centre was our first find. They appeared to have a good fleet, and were the closest to our put-in. As a bonus, they are the driving force behind the thunder box project. Excellent, knowledgeable, friendly service, both beforehand, at pickup, and at the return. Highly recommended.

Their boats even come with a couple of pieces of 2" x 4", to facilitate hauling the canoes on the rock shores without damage. They have foam blocks available for those without roof racks. Their pickup location has a small equipment outfitting store with quality gear.

The kayak was equipped with two sponges, a pump, a pair of skirts, and three paddles. A throw bag and PFDs were also available, however we had our own.

Item	Rate	Amount
Passat Tandem Kayak Sat Jun 11 2022 - Tue Jun 14 2022	Number of Passats: 4 Days @ \$86.00	\$344.00
Lifejacket Sizing: Have own		Sub-Total: \$344.00
Self-Serve Pick-up 9am - 4:30 pm: Pick up at Paddling Centre in Nobel, rentals set out on lawn, sign equipment list & rental agreement.	88102 8013 RP0001 HST (13%):	\$44.72
Rental Return: Return by 5pm, leave rentals on grass, turn over & put gear under.		Total: \$388.72
Rental Cancellation Policy (tick all boxes): Full refund if canceled 8 or more days in advance, Cancel within 8-days of rental start date ~ \$45 PER boat charge, No refund if canceled on first day of rental		Amount Paid: \$388.72

Allan & Cheryl Yates
allan@yates.ca

Trip Report Kayak Yates Franklin Island June 2022

Boating Equipment

Life jackets w/whistle
Compass, 2
Chart
Chart bag
Map, Adventure
Map case
Throw bag
Radio, VHF, portable
Radio, VHF, charger
Bag, personal, bow
Bag, personal, stern w/ carabiner

Boating Equipment (Rental)

Kayak, tandem
Paddle, kayak, 3
Sponge, 2
Pump
“Squaller Haulers”, 2

Car Equipment

Pillow
Blanket
Kayak racks, 2
Ratchet straps, 2
Rope, 2
Towel
Change of clothes & shoes

Food

Beer @ 3/day
Wine, 500mL @ 2/day

Trip Report Kayak Yates Franklin Island June 2022

Camping Equipment

Matches
Svea stove
White gas, bottle, large
Pot set, medium & large
Pot handle
Water containers, large, 4
First aid kit
Watch
Torch
Cup, insulated, 2
Bowl, 3
Plate, 3
Knife, 2
Fork, 2
Tea spoon, 2
Dessert spoon, 2
Knife, Opinel
Can opener
Spoon, wooden
Bottle opener
Tinfoil
Wind break for stove
Paracord, hanks, 8
Kleenex
Garbage bags
Duct tape
Newspaper
Saw, folding
Dish soap
Dish cloth
Dish towel
Toilet paper, 1/day
Bleach
Multi-tool
Toaster, stove top
Notebook & pencil
Anemometer
Ziploc bags, large & small
Rope, spare
Chair. collapsible, 2
LED string
Coffee filter holder, 2
Fly swatter
Insect repellent, spray can, 2
Sunscreen, 60/110 SPF, 4
Battery, 12V, LiFePO₄

Solar panel
Power bank
Phone case
Table
Mobile telephone charging cable, 2
Power bank charging cable, 2
Tarp centre pole
Tarp corner pole, 2
Tarp
PCOC card
RMOC card
BBQ lighter / Butane torch
Mosquito repeller (Thermocell) 2
Mosquito repeller (Thermocell) charging cable
Tent
Tent poles
Tent ground sheet / footprint
Tent pegs
Wine glasses, 2
Beer glasses, 2

Trip Report Kayak Yates Franklin Island June 2022

Personal Equipment

Sleeping bag
Sleeping pad
Headlamp
Spare batteries
Trousers
Shorts
Socks, short
Socks, long
Shirts, short sleeved
Shirts, long sleeved.
Swim suit
Towel
Sweat shirt
Fleece pants
Rain jacket
Rain pants
Pyjamas
Pillow
Tooth brush
Tooth paste
Shampoo
Soap
Wash kit (deodorant, razor, retainer, hair brush)
Hat
Camera
Camera battery
Sunglasses
Water shoes
Reading glasses
Mobile telephone
Ear plugs
Books
Chapstick
Extra socks
Contact lenses
Eye drops
Rain boots